






Spoken Course Part 2

Live Course by Ishita Mam

PART 2

English Spoken Practice Course

Course Highlights:

-  **10 Live Spoken Class**
-  **Class Notes (PDF)**
-  **QUIZ after Every Class**
-  **Unlmitd Practice using APP**
-  **Doubt Clearing Support**



By Ishita Ma'am

Class Topic:

Day 3 - पिता के स्वास्थ्य के बारे में पूछताछ

PART 2 **English Spoken Practice Course**

DAY 3 : Situation

पिता के स्वास्थ्य के बारे में पूछताछ

Ishita Ma'am

Learn with **Namaste English App**

नमस्ते! english

Introduction

In this lesson we'll learn about an everyday conversation between two friends about weather. In this lesson we will talk about a conversation centred around a situation " पिता के स्वास्थ्य के बारे में पूछताछ ". This class we will cover scenario where OM (character) will talk to a Friend.

Learning Objective:

The learning objective of this lesson would be making sentences for a situation " पिता के स्वास्थ्य के बारे में पूछताछ ". The objectives are as follows:

- Learn to make new sentences around this situation
- Learn and practice basic grammar to form correct sentences
- Learn every days words around this situation and their usages
- Learn and practice daily phrases around this situation and their usages

Sentences to be covered:

Basic conversation around the situation

- OM: Hello, father. How are you now?
(हैलो, पिता जी। आप अब कैसे हैं?)
- Father: मैं बिलकुल ठीक हूँ।
(यह मेरी खुशनसीबी है, श्रीमान। आप इस तरफ आये।)
- OM: But mom told me that you are not well.
(लेकिन माँ ने मुझसे कहा कि आप ठीक नहीं हैं।)
- Father: Oh, that. I just had stomach pain.
(ओह, वह। मुझे सिर्फ पेट दर्द हो रहा था।)
- OM: Have you consulted the doctor?
(क्या आपने डॉक्टर से सलाह ली है?)



- Father: Yes. I have shown to Dr. Sharma. He had recommended some tests.
(हाँ। मैंने डॉ शर्मा को दिखाया है। उन्होंने कुछ परीक्षण की सलाह दी थी।)
- OM: Have you got the reports?
(क्या आपको रिपोर्ट्स मिली?)
- Father: Yes, and the doctor has seen too.
(हाँ, और डॉक्टर ने भी देखा है।)
- OM: What does he say? Is there any serious problem?
(वे क्या कहते हैं? क्या कोई गंभीर समस्या है?)
- Father: It is nothing. Just I am having constipation.
(कुछ भी नहीं है। बस मुझे कब्ज हो रहा है।)
- OM: Any restriction about food etc.?
(भोजन आदि के बारे में कोई प्रतिबंध?)
- Father: Yes, The doctor has given the diet chart and asked to do some physical activity.
(हाँ, डॉक्टर ने आहार चार्ट दिया और कुछ शारीरिक कार्यकलाप करने के लिए कहा है।)
- OM: From tomorrow morning, you are coming with me for walk. And be careful about the diet.
(कल सुबह से, आप सैर के लिए मेरे साथ आ रहे हैं। और आहार के बारे में सावधान रहे।)
- Father: Yes. I will.
(हाँ। मैं करूंगा।)

Daily Life Words you will learn:

- Dirty one गंदा वाला
- Old one पुराना वाला
- Long one लंबा वाला
- down one नीचे वाला
- Cheap one सस्ता वाला
- Strong one मजबूत वाला
- Big one बड़ा वाला
- New one नया वाला
- Near one पास वाला

Note for Students:

Please make new sentences using these words first in Hindi and then translate into English. Make sure you use these new sentences while your daily conversation.

Grammar you will learn:

- Clauses
- Difference between a phrase and clause

Some daily usages phrase with example:

- The thing is that - बात ये है कि
- The point is that - बात ये है कि



- The point was that - बात ये थी कि
- The thing was that - बात ये थी कि
- Not at all - बिल्कुल नहीं/बिल्कुल भी नहीं
- As of now - आइंदा से/आज के बाद से/आगे से/अब से

Phases for Practice

Please make new sentences using these phrases, first in Hindi and then translate into English. Make sure you use these new sentences while your daily conversation.

English Phrase	Hindi Meaning	Sentence
कौन सा	Which	
क्या क्या	What all	
कौन कौन	Who all	
कब कब	How often	

Assignment for Practice: Translate into English

1. मेरे पहुंचने से पहले गाड़ी जा चुकी थी।
2. यदि तुम यहाँ आओगे हम तुम्हारी मदद करेंगे।
3. पंखा चल रहा था।
4. सुबह से बारिश हो रही है।



5. हमने नाश्ता कर लिया है।

About course

Name: Part 1 - English Spoken Practice Course with Namaste English App

Teacher: IshitaMam

Online Link: On Namaste English Android App at <https://namasteenglish.page.link/hp>

After installing app, click on website link:

<https://hinkhoj.com/namaste-english/ne-courses-7a52f428a78142089619e98b4747c2d7.html>

Price : Course is available only to UNLIMITED Account users of Namaste English app. To get UNLIMITED Account, click on <https://namasteenglish.page.link/unlimited-account>

Cost is Rs 100/month if 12 month plan is taken.